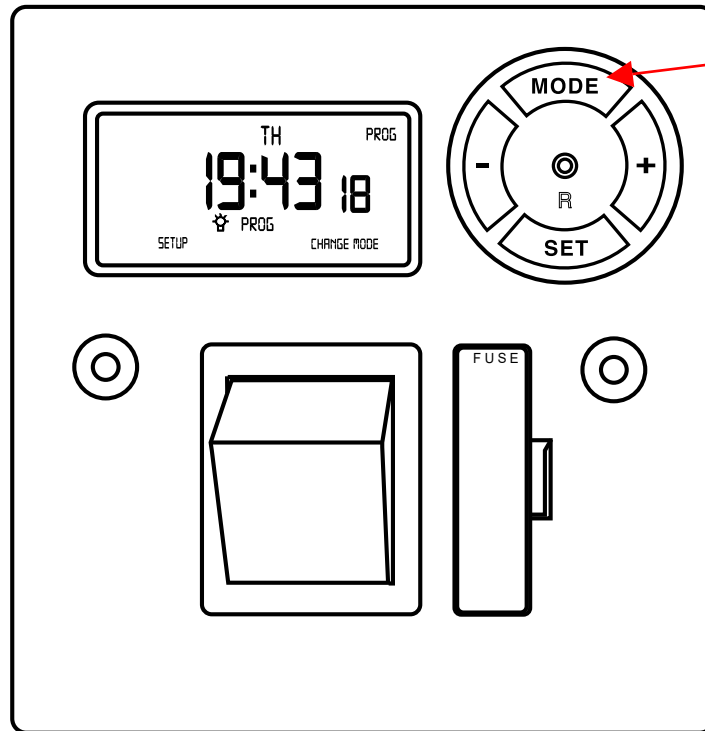
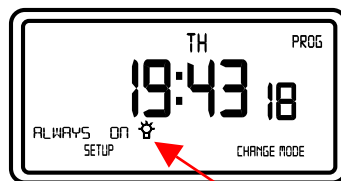


# OP-DFST USER OVERVIEW




THE MODE BUTTON IS USED TO SELECT PROGRAMME OR FIXED ON/OFF



Permanently Fixed On



Temporary Override ON



Permanently Fixed Off



Temporary Override OFF

- Once programmed you will return to the default screen. The timer does not know retrospectively if the output should be on or off.
- Select Program ON if you want the timer output to be ON and then to work with the programmed settings and switch on the times you have programmed once the next timed event is reached.
- Select Program OFF if you want the timer output to be OFF and then to work with the programmed settings and switch on the times you have programmed once the next timed event is reached.
- These two settings can also be used to override the program if you want to temporarily turn the timer on/off and to then carry on with the programmed settings.
- If you want to ignore the program and fix the output ON, Select Always On.
- If you want to ignore the program and fix the output OFF, Select Always OFF.